


UKULELE MELODY & CHORDS

Easy Songs in the Public Domain



Twinkle Twinkle Little Star, Frère Jacques,
Ode To Joy, Can Can, Brahms Lullaby,
All Through The Night, Kumbaya,
Sarabande, Silent Night.

UKULELE SHEET MUSIC WITH TAB

WRITTEN BY THEO LAWRENCE / TL MUSIC LESSONS

Twinkle Twinkle Little Star - Key of C major

Warm Up 1

Warm Up 2

Twinkle Twinkle Little Star

// Easy Strumming 1:
D D (2 strums per bar)
Bar 1 would be 2 C's and Bar 2 would be 1 F and 1 C.

// Easy Strumming 2:
D D D D (1 2 3 4)
Bar 1 would be 4 C's and Bar 2 would be 2 F's and 2 C's. All down strums.

// Medium Strumming:
D DU D DU | D DU D D (1 2+3 4+ | 1 2+3 4)
2 bar pattern

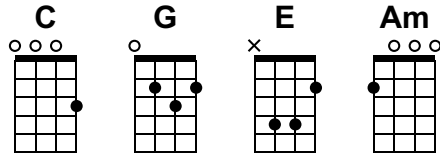
C / F C G7 C G7 C

C G7 C G7 C G7 C G7

C / F C G7 C G7 C

Ode To Joy

Original composed by Ludwig van Beethoven. Arranged by TL Music Lessons.



♩ = 110

// Easy Chords
D D D D (1 2 3 4)

// Medium Chords
D DU D DU (1 2+ 3 4+)

// Hard Chords
Island strumming for every bar with only 1 chord:
D DU UD 1 2+ (3) +4

For every bar with 2 chords play D D D D (1 2 3 4)
For the final bar play D D D (1 2 3)

C G C G

C G C G C

G G G E Am G

C G C G C

Frere Jacques - Key of F Major

Warm Up

Musical notation for Warm Up, consisting of a treble clef staff and a guitar tablature staff. The key signature has one flat (Bb) and the time signature is 4/4. The melody consists of quarter notes: F4, G4, A4, Bb4, F4, G4, A4, Bb4, F4, G4, A4, Bb4, F4, G4, A4, Bb4. The tablature below shows the fret numbers: 1 3 0 1 | 1 3 0 1 | 0 1 3 0 | 0 1 3 0.

Warm Up 2

Musical notation for Warm Up 2, consisting of a treble clef staff and a guitar tablature staff. The key signature has one flat (Bb) and the time signature is 4/4. The melody consists of quarter notes: F4, G4, A4, Bb4, F4, G4, A4, Bb4, F4, G4, A4, Bb4, F4, G4, A4, Bb4. The tablature below shows the fret numbers: 3 5 3 1 0 1 | 3 5 3 1 0 1 | 1 0 1 0 | 1 0 1 0.

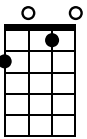
Frère Jacques

Melody: This is played Campanella style, so the notes ring out over each other. If this is too hard, you can play the notes on warm ups 1+2 instead.

Easy Chords: 2 gentle strums per bar

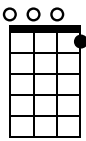
Medium Chords: D DU D D (1 2+3 4) Play a slight accent on beats 2 and 4.

F

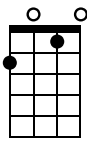


Musical notation for Frère Jacques using easy chords, consisting of a treble clef staff and a guitar tablature staff. The key signature has one flat (Bb) and the time signature is 4/4. The melody consists of quarter notes: F4, G4, A4, Bb4, F4, G4, A4, Bb4, F4, G4, A4, Bb4, F4, G4, A4, Bb4. The tablature below shows the fret numbers: 1 0 0 1 | 1 0 0 1 | 0 3 0 3 | 0 3 0 3.

C7



F



Musical notation for Frère Jacques using medium chords, consisting of a treble clef staff and a guitar tablature staff. The key signature has one flat (Bb) and the time signature is 4/4. The melody consists of quarter notes: F4, G4, A4, Bb4, F4, G4, A4, Bb4, F4, G4, A4, Bb4, F4, G4, A4, Bb4. The tablature below shows the fret numbers: 5 0 1 5 | 5 0 1 5 | 1 0 1 0 | 1 0 1 0.

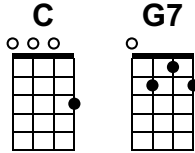
Can Can

The Song is Played in 2. This means there are 2 beats per bar instead of 4. (e.g. 2 beats are counted as one beat).
The suggested chord strumming is a 2 bar Rhythm: D D DUDU (1 2 1+2+)

An accent on beat 2 would add to the feel.

On the final bar just play 2 down strums: D D (1 2)

Easy Chords: 2 down strums per bar



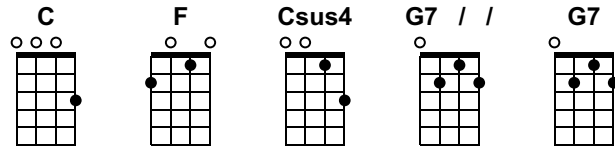
C **G7** **C**

G7 **C** **G7**

C **G7** **C**

G7 **C** **G7** **C**

Kum Ba Yah - Key of C major



Warm Up

Musical notation for the Warm Up exercise in 4/4 time. The melody line consists of quarter notes: C4, D4, E4, F4, G4, A4, B4, C5, A4, G4, F4, E4, D4, C4. The guitar tablature line shows the corresponding fret numbers: 0-2-0-1, 0-2-3, 2-0, 0-1, 0-2-0, and a final C chord (3-0-0-0).

Kum Ba Yah

The /'s help you with how many beats the chord is for when there are other chords in the bar.

e.g. C // means there are 3 beats of C.

// Easy Chords

1 Down strum for each beat of the bar.

You will need to play Csus4 and C quickly as they are only half a beat each.

// Hard Chords

no chord on the 1/4 bar

on the 4/4 bars play D DU D DU (1 2+3 4+)

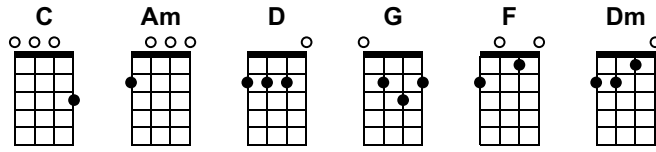
on the 3/4 bars play D DU D (1 2+3)

Musical notation for the first system of Kum Ba Yah in 4/4 time. Chord labels above the staff: C // //, F, C, // // //, Csus4 C. The guitar tablature line shows: 0-0, 0-0-0, 0-0, 0-0, 0-0-0, 1-0.

Musical notation for the second system of Kum Ba Yah in 4/4 time. Chord labels above the staff: G7 // //, C, // // //, F, C, F C //, G7, C. The guitar tablature line shows: 2-0-0, 0-0-0, 0, 1-0-0-2-2, 0.

All Through The Night - Welsh Traditional

(Ar Hyd y Nos)



// Easy Chord Strumming

- One strum for each chord.
- This will last for 2 beats for each chord except for 4 beats at the end of lines 1,2 and 4.

// Medium Strumming

- Lines 1,2 and 4: D DU D D (1 2+3 4)
- Line 3: D D D DU (1 2 3 4+)

C Am D G F G C

C Am D G F G C

F Dm / / / / C G

C Am D G F G C

Sarabande (First Section in Dm)

Original composed by George Frideric Handel. Arranged by TL Music Lessons.

♩ = 60

// Chords

You can play these chords at the start of each bar whilst playing the melody at the same time

This is tricky, but it fits and sounds nice. Give it a try.

Dm



A



F



C



mf

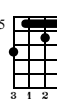
Gm



Dm



Bb



A



Dm



A



F



C



Gm



F

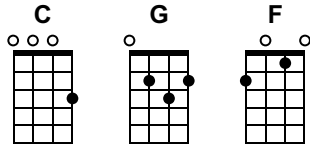


Dm



N.C.

Silent Night



// Chord Strumming Suggestion

D DU D | D D D (1 2+3 1 2 3)
2 bar pattern . Single strum on final bar of the song.

C

G **C**

F **C**

F **C**

G **C**

C **G** **C** **C** **3x**